

# QCAM FX BIAS (Business Intelligence Alpha Strategy)

FOR QUALIFIED INVESTORS ONLY | FACTSHEET JUNE 2022

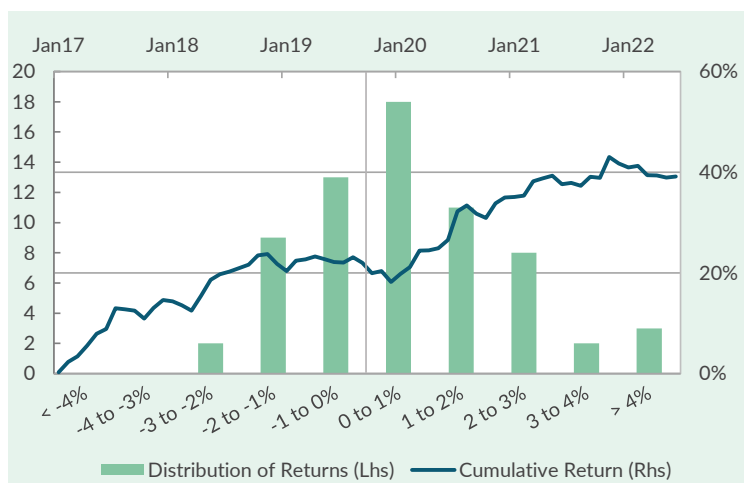
## The Company

QCAM Currency Asset Management AG is an independent Swiss financial services provider that focuses primarily on currency and macro management. The investments offer an attractive risk/return ratio with low correlation and high liquidity. QCAM's services are precisely tailored to the aims and needs of an institutional clientele. The team of QCAM combines in-depth specialist knowledge, many years of experience in consultancy, client care and asset management for currency mandates, and an excellent international network of contacts. QCAM Currency Asset Management AG is regulated by the Swiss Financial Market Supervisory Authority FINMA and the U.S. Securities and Exchange Commission SEC.

## The Program

FX BIAS offers alternative investment investors a systematic methodology to gain exposure in liquid currencies. The rule-based strategy uses business sentiment surveys for 8 countries/currencies (USD, EUR, JPY, GBP, CHF, CAD, AUD and SEK) to build a diversified currency portfolio. Currency exposures are weighted towards more liquid currency pairs which are less driven by noise and/or large order flows. The returns are over time uncorrelated to traditional asset classes and common risk factors in FX markets. The strategy can be customized regarding risk and return targets and is currently available via AMC's with UBS and separate managed accounts.

## Performance\*



## Statistics\*

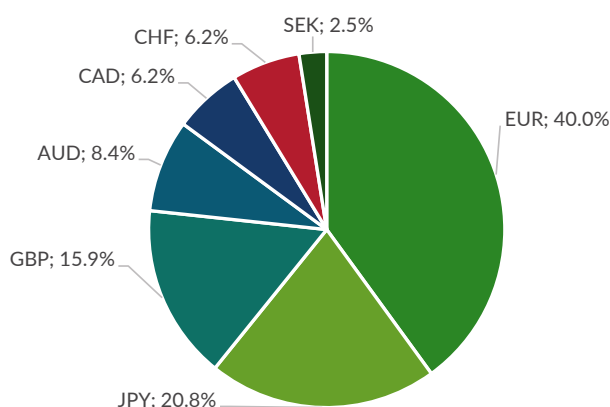
Year-to-date	-2.63%	% pos. Month	63.64%
Since inception	39.13%	Volatility	5.63%
Annualized Return	7.11%	Semi volatility	4.73%
Rolling 12-month	1.50%	Sharpe ratio	1.26
Best month	5.68%	Skewness	0.66
Worst month	-2.14%	Kurtosis	0.54
Average month	0.59%	Sortino	2.73
Worst drawdown	-5.51%	VaR modified 99%	3.71%

## Historical performance (Strategy)\*

Year	Jan	Feb	Mar	Apr	May	Jun	Jul	Aug	Sep	Oct	Nov	Dec	Year
2022	-0.83%	0.32%	-1.84%	-0.06%	-0.41%	0.19%							-2.63%
2021	0.14%	0.24%	2.88%	0.57%	0.53%	-1.68%	0.23%	-0.55%	1.76%	-0.19%	4.14%	-1.26%	6.80%
2020	1.56%	1.40%	3.25%	0.05%	0.41%	1.65%	5.68%	1.19%	-1.64%	-0.87%	2.92%	1.13%	16.73%
2019	-1.39%	2.03%	0.25%	0.59%	-0.51%	-0.60%	-0.11%	1.05%	-1.11%	-2.03%	0.42%	-2.14%	-3.56%
2018	-0.26%	-0.82%	-1.04%	2.94%	3.16%	1.10%	0.54%	0.71%	0.66%	1.86%	0.24%	-1.95%	7.16%
2017	0.27%	2.04%	1.15%	2.07%	2.37%	0.95%	4.16%	-0.21%	-0.29%	-1.57%	2.10%	1.60%	14.63%

\*FX BIAS model went live as UBS AMC on December 10, 2020. Please see page 2 of the fact sheet for the specific AMC net performance figures. The strategy performance track record provided here is based on 150% allocation of FX BIAS base portfolio (leverage 1.5). Performance figures pre December 2020 are a combination of live trading (EURUSD), paper trading and back-tested results. Performance statistics are based on the arithmetic aggregation of daily gross returns without carry and fees.

## Weighting Currency Pairs\*



## Correlation S&P 500 Index



# QCAM FX BIAS - UBS AMC

## Key Facts

Investment Vehicle	AMC (Actively Managed Certificate)
Investment Manager	UBS AG
Investment Advisor	QCAM Currency Asset Management
Issuer	UBS AG
Currency	USD, EUR, CHF
Minimum Investment	200'000
NAV / Liquidity	daily

Administration Fee (UBS)	0.30%
Advisory Fee (QCAM)	1%
Performance Fee	15% high watermark
Subscription Fee	0.10% of NAV
Redemption Fee	0.10% of NAV
Portfolio Exposure	up to 150% of base portfolio

## Manager Comment

The FX BIAS started June long AUD and JPY, short EUR and SEK, half short GBP and CHF and neutral CAD with a net long USD position of 17%. New survey results in May shifted the CHF position to neutral resulting in a net long USD position of 12% by the end of June.

The USD appreciated on balance in June, most notably versus the JPY (5.6%), the SEK (4.7%), the AUD (4.3%) and the GBP (3.8%). The short EUR, SEK, GBP and CHF positions all made positive contributions, but that was largely offset by the losses of the long JPY and AUD positions, resulting in a small net gain of the overall FX BIAS position.

There have been no further position changes at the start of July and the FX BIAS remains overall 12% long USD. Given prevailing uncertainties, we have kept the leverage factor at 1 with the aim to gradually raise it back towards 1.5.

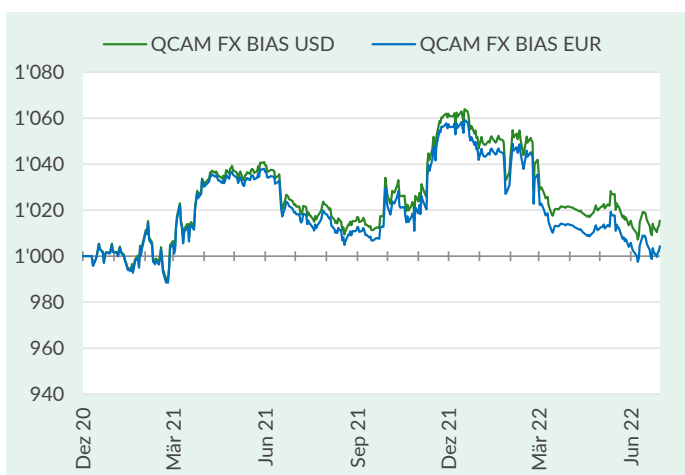
## Historical performance (UBS AMC USD)

Year	Jan	Feb	Mar	Apr	May	Jun	Jul	Aug	Sep	Oct	Nov	Dec	Year
2022	-0.97%	0.51%	-1.95%	-0.16%	-0.53%	0.08%							-3.03%
2021	0.22%	0.07%	2.77%	0.45%	0.35%	-1.79%	0.04%	-0.71%	1.42%	-0.37%	3.32%	-1.27%	4.51%
2020												0.20%	0.20%

Performance of FX BIAS with UBS AMC, net of all fees.

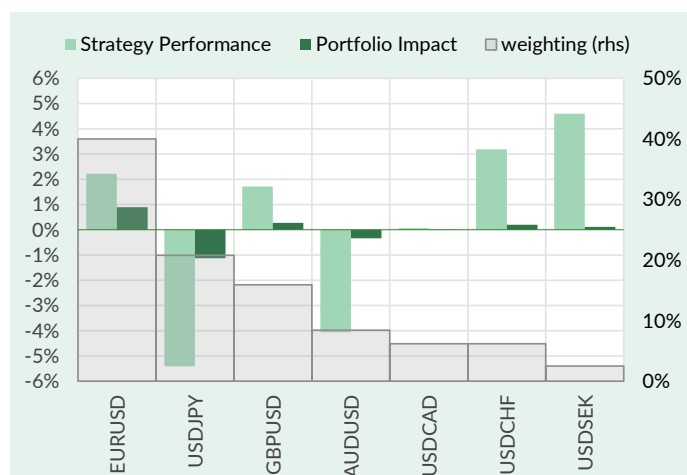
## AMC Performance

since inception



## Performance Distribution

June



Vehicle	Launch Date	Launch price	30.06.2022	ISIN	Valor	Bloomberg
UBS AMC USD	10.12.2020	1000.00	1015.35	CH0584496688	58449668	BN093900@UBSF Corp
UBS AMC EUR	10.12.2020	1000.00	1004.33	CH0584496670	58449667	BN093863@UBSF Corp
UBS AMC CHF	upon request	1000.00		tbd	tbd	tbd

### Important disclosure and information about the investment program:

This information does not constitute an offer to sell or the solicitation of an offer to invest in the investment program. Depending on the product by which the investment Program is made available for investments the legally binding offering documents are the only binding documents for any investment in the investment Program. In the case of a certificate issue e.g. by UBS AG, the legally binding documents for any investment are to be requested either from the Company or are made available by the issuer of the certificate. Past performance should not be construed as an indicator of future performance. While the information contained in this document has been obtained from sources deemed reliable, no representation is made as to its accuracy or completeness and it should not be relied upon as such.